

# GE Fanuc IC694MDL660

## Rx3i PacSystem

RX3i 24VDC Input Module 32 point. IC694M IC694MD IC694MDL

**Company: Joyoung International Trading Co.,Limited**

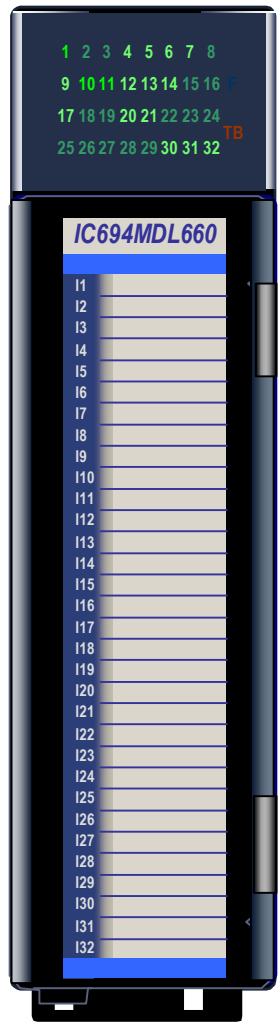
**Atten: Smiling**

**Mobile/WhatsApp/Wechat:+86 18050035902**

**Email: info@htechplc.com**

**Website: <https://www.joyoungintl.com/>**

*Input Module, 24 VDC 32 Point Grouped: IC694MDL660*



The **24 VDC Positive/Negative Logic Input** module, IC694MDL660, provides 32 discrete input points. The inputs are positive or negative logic inputs and will operate at levels up to 30V.

The inputs are arranged in four isolated groups of eight; each group has its own common. Isolation is provided between the four groups of inputs, however each group of eight inputs is referenced to the same user common connection.

Module MDL660 provides seven selectable input filter times. Filter times can be set from the programmer using the module's assigned output data references.

This module can be used with either a Box-style (IC694TBB032) or Spring-style (IC694TBS032) front Terminal Block. The Terminal Block is ordered separately.

32 green LEDs indicate the ON/OFF status of points 1 through 32. The red/green TB LED is green when the module's removable terminal block is locked in place. It is red when the terminal block is not locked. The module also sends an *Addition of Terminal Block* or *Loss of Terminal Block* message to the RX3i CPU to report the terminal block status.

The blue bands on the label show that MDL660 is a low-voltage module.

This module can be installed in any I/O slot in an RX3i system. It must be used with an RX3i CPU (release 2.90 or later). It cannot be used with a Series 90-30 PLC CPU.

Module MDL660 uses 48 input bits and 16 output bits to exchange point status and filter information with the RX3i CPU.

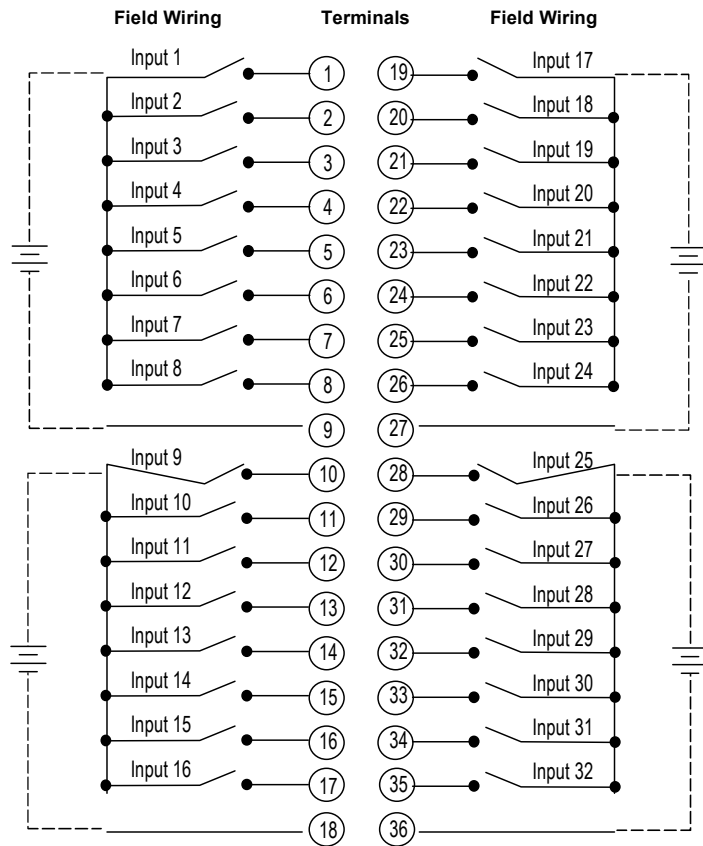
## Specifications: MDL660

<b>Rated Voltage</b>	24 volts DC
<b>Input Voltage Range</b>	0 to 30 volts DC
<b>Inputs per Module</b>	32 (four isolated groups of 8 inputs)
<b>Isolation:</b>	
<b>Field to Backplane (optical)</b>	250 VAC continuous; 1500 VAC for one minute
<b>Group to Group</b>	250VAC continuous; 1500 VAC for one minute
<b>Input Current</b>	7.0 mA per point (typical) at rated voltage
<b>Module ID</b>	0x058h
<b>Input Characteristics:</b>	
<b>On-state Voltage</b>	11.5 to 30 VDC
<b>Off-state Voltage</b>	0 to 5 VDC
<b>On-state Current</b>	3.2mA minimum
<b>Off-state Current</b>	1.1mA maximum
<b>Input Filter Times</b>	0.5ms, 1.0ms, 2.0ms, 5ms, 10ms, 50ms and 100ms, selectable per module
<b>On response time</b>	0.5ms, 1.0ms, 2.0ms, 5.0ms, 10.0ms, 50.0ms & 100.0ms (as per filter setting)
<b>Off response time</b>	0.5ms, 1.0ms, 2.0ms, 5.0ms, 10.0ms, 50.0ms & 100.0ms (as per filter setting)
<b>Power Consumption</b>	300mA (all inputs on) from 5 volt bus on backplane
<b>Diagnostics</b>	Terminal block presence reported to RX3i CPU

Refer to Appendix A for product standards and general specifications.

### Field Wiring: MDL660

Connections	Terminals	Terminals	Connections
Input 1	1	19	Input 17
Input 2	2	20	Input 18
Input 3	3	21	Input 19
Input 4	4	22	Input 20
Input 5	5	23	Input 21
Input 6	6	24	Input 22
Input 7	7	25	Input 23
Input 8	8	26	Input 24
Common 1 - 8	9	27	Common 17 - 24
Input 9	10	28	Input 25
Input 10	11	29	Input 26
Input 11	12	30	Input 27
Input 12	13	31	Input 28
Input 13	14	32	Input 29
Input 14	15	33	Input 30
Input 15	16	34	Input 31
Input 16	17	35	Input 32
Common 9 - 16	18	36	Common 25 - 32

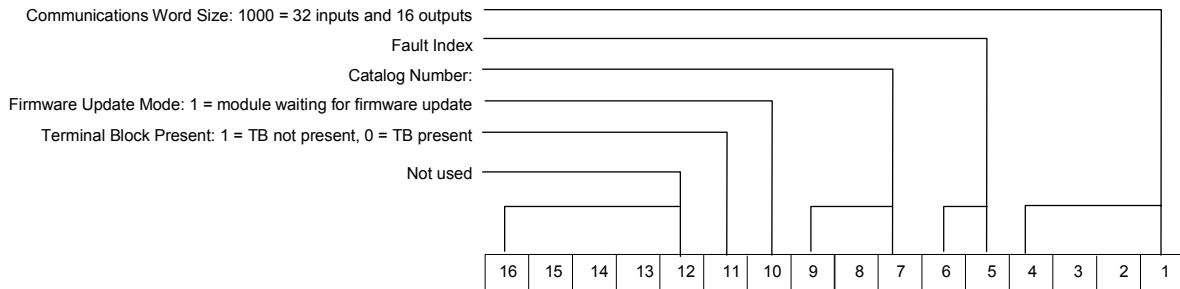


## Module Data: IC694MDL660

Discrete Input Module IC694MDL660 uses 48 input reference bits and 16 output reference bits in the CPU.

### Input Data: MDL660

The module uses the first 11 input bits to report its status information to the RX3i CPU. It has the following content:



Bits 12 – 16 are not used.

The CPU uses the information contained in these input bits to uniquely identify the module, and to monitor its Board Ready and Terminal Block status.

The module reports input point data in bits 17 - 48.

<i>Input Status Bits</i>			
<i>Input Group 1</i>	<i>Input Group 2</i>	<i>Input Group 3</i>	<i>Input Group 4</i>
Bits 17-24	Bits 25-32	Bits 33-40	Bits 41-48

### Output Data: MDL660

The module receives 16 bits of output data from the RX3i CPU. Bits 0- 8 contains the filter time configuration data as shown below. Bits 9 - 16 are not used.

<i>Binary Value in the Output Reference Bits</i>	<i>Filter Time</i>
0000	0.5ms
0001	1ms
0011	2ms
1001	5ms
10011	10ms
1100011	50ms
11000111	100ms